

# Speech Sounds:

## Full Screening Tool

Most children take time to develop their speech sounds. We are not expecting children to use all sounds correctly when they start to talk. It is common for younger children to be only understood by people that know them well and as they get more practice at talking their sounds and clarity improves. There are many 'typical errors' which a child may make as part of their development. You should refer to the 'Speech Sounds Wheel' on page 48 for guidance on typical development. It is important to consider the impact their speech sound difficulties have on getting their message across to adults and other children.

### Things to think about

- The speech sound assessment can be used to look at which sounds the child is finding difficult in each position in a word. This is suitable for children aged 3 and above. If the child is finding it difficult to access the assessment, or is under 3, you may wish to observe their speech within their everyday language instead. Make a list of words they have said and how they have said it, to allow you to work out which sounds they are struggling with and compare this to the speech wheel.
- If the child does not know a word within the speech sound assessment, you can encourage them to think of it by giving a clue or offering a choice. Try not to tell them the word unless they cannot guess. If you need to model the word for them, make sure you mark on the screen that you have done so as their speech may have been affected by copying your example.
- When carrying out the assessment consider setting up a quiet environment in order to hear properly how the child says each word

### What next?

- Following completion of the Screening Tool you may have identified areas for concern. Where areas of difficulty have been identified you should refer to section 3 of the Toolkit in order to set outcomes and plan strategies to support the child.
- Provide feedback to parents on the child's strengths and areas for development.
- If you have been asked to complete this Screening Tool by a therapist as part of your child's assessment, please return the record form to the therapist in the agreed way.
- If you have completed this screener as part of a referral to the SALT, please pass onto parents to email to us to support their referral.
- There are strategies and ideas for supporting speech sound difficulties on our website.

# Speech Sounds Assessment -

Instructions: Write what the child says in the spaces below. Use a dash if the child does not say the word. Use (c) to indicate if the child copied you.

Target sound	Word	Child says...	Word	Child says...	Word	Child says...
<b>These sounds typically develop by age 2.</b>						
p	pear		apple		mop	
m	milk		lemon		comb	
b	bike		bubbles		web	
t	tiger		buttons		kite	
d	duck		daddy		bread	
n	nurse		planet		phone	
<b>These sounds typically develop by age 3.</b>						
w	wall		firework			
h	heart					
<b>These sounds typically develop by age 4.</b>						
c/k	carrot		bucket		lock	
g	ghost		sugar		bag	
ng			hanger		king	
y	yoghurt		kayak			
f	fire		muffin		roof	
s	sun		dinosaur		bus	
<b>These sounds typically develop by age 5.</b>						
l	lion		balloon		wheel	
v	volcano		seven		cave	
z	zoo		wizard		nose	
sh	shark		washing		brush	
ch	cherries		teacher		witch	
j	jelly		badger		cage	
s	scarecrow		smoke		snowman	
blend	spanner		star		swim	
s			measure			
<b>These sounds typically develop by age 7.</b>						
r	red		giraffe			
th	thirty		brother		bath	
blend	black		brown		clown	
	crisps		dress		flower	
	fruit		glue		grass	
	plaster		princess		quiet	
	slug		tree		twelve	
s	throw					



Pear



Apple



Mop



Milk



Lemon




Comb



Bike/bicycle



Bubbles



Web



Tiger



Buttons



Kite





Duck



Daddy



Bread



Nurse



Planet



Telephone/Phone



Wall



Firework



Heart



Carrot



Bucket



Lock




Ghost



Sugar



Bag



Hanger



King



Yoghurt




Kayak



Fire



Muffin



Roof



Sun



Dinosaur



Bus



Lion



Balloon



Wheel



Volcano



Seven



Cave



Zoo



Wizard



Nose





Shark



Washing



Hairbrush/Brush



Cherries



Teacher



Witch



Jelly



Badger



Cage















Scarecrow



Smoke



Snowman

		
Spanner	Star	Swim
		
Measure/Measuring Tape	Red	Giraffe
		
Thirty	Brother	Bath
		
Black	Brown	Clown





Crisps



Dress



Flower



Fruit



Glue



Grass



Plaster



Princess



Quiet



Slug



Tree

12

Twelve



Throw